



Newsletter for modelers

Published by Grand Strand Scale Modelers

March 2019

Grand Strand Scale Modelers was chartered August 14th, 2018 as a chapter of IPMS/USA in the Region 12 Central Atlantic Division. Located in Myrtle Beach, we organized with six exceptionally talented individuals. Our goal is to improve our modeling skills as well as furthering the hobby. Along with these goals we are a social organization where anyone with an interest in hobby modeling can enjoy camaraderie.

Our Mission Statement

To encourage interest in scale modeling by providing an outlet for the exchange of ideas and cultivation of the modeling hobby.

President/Contact, Phil Cavender

Vice President, Joe Baxter

Secretary/Treasury, Herb Horvath

Newsletter editor, Phil Cavender

cavender@sccoast.net

Meeting Location: Carolina Forest Public Library -3rd Saturday of each month

<https://www.facebook.com/CarolinaForestLibrary/>

Next scheduled meeting April 27th, 2019 at 11:00AM – 1:30PM

In this month's newsletter Pages

About Us	1-2
Minutes	3
Articles	3-16
Support our local vendors	17-18
Upcoming Events	18-21
Meeting Photos	21-28
Epilogue	29-31

Visit Us on Facebook



https://www.facebook.com/Grand-Strand-Scale-Modelers-1894292160874357/?modal=admin_todo_tour

Website

<https://grandstrandscalemo.wixsite.com/gssm>



HOME About Us IPMS/USA Newsletters More...

Grand Strand Scale Modelers

Grand Strand Scale Modelers



Myrtle Beach, SC

Meeting Information
Grand Strand Scale Modelers meets every 3rd Saturday at 11:00AM.

Location

Minutes from the March 16th, 2019 Meeting

Meeting was called to order at 11:00AM.

- A short “Meet and Greet” took place. We had two new members join increasing our membership role to fourteen. John “Skip” Schmitt and Dayne Taylor. Welcome aboard.
- New item for discussion: Several models were placed into the library showcases. The librarian has allowed us the use for the next months with the option to refresh the case with new models.
- Club Build: Panther Tank. Both new members were allowed the option to become a part of the club build. Both agreed.
- The treasurers report, was read itemizing the bank beginning balance, expenditures and ending balance.
- Jim Fraboni (Project Coordinator) gave an update on the group build, “USS Yorktown at Coral Sea”. Our first meeting will be held March 30th to discuss the build in further detail.
- Herb and I were honored to be able to have a segment on Carolina & Company Live March 13th, 2019 promoting Grand Strand Scale Modelers. Carolina & Company Live is broadcast daily at 12 noon Monday through Friday on WPDE ABC 15 in the Myrtle Beach and surrounding areas. Our 3 minutes segment started at 11:30 minutes into the show.
- Next was the “Show & Tell” portion was begun. Several members brought models to discuss. Pictures were taken to include in the newsletter.
- An important part of our monthly meeting is the raffle. Proceeds from the raffle totaled \$52.00. The raffle was won by Dayne Taylor and Phil Cavender.
- Meeting was adjourned at 1:45PM.

Phil Cavender,
Chapter President

Library Display

Carolina Forest Library is allowing Grand Strand Scale Modelers to display a variety of models built by our members for the next two months. Since the library has foot traffic of 200-300 people per day, we anticipate growing our membership role.

When in the area, please stop by and look at the models on display.

Library Address: 2250 Carolina Forest Blvd, Myrtle Beach, SC 29579





Club Build & Contest

It was decided to have a club contest with judging in 6 months. Names of model genre were placed into a jar and the winning entry was chosen by our guest. The model class we would be building was "Tracked Armored Vehicles". The club would make the purchase and judging would be done by a librarian staff member. Award would be purchased from Coastal Engravers of Myrtle Beach. No restrictions would be placed on the build. Stay tuned. The model we would be building is Tamiya's Panther Ausf A Medium Tank kit # 35065.



http://www.tanks-encyclopedia.com/ww2/nazi_germany/Panzer-V_Panther.php



Build and Review

An excellent build with YouTube videos from start to finish.

<https://www.how-amps.org/tamiya-kit-35065-mm165-135-panzerkampfwagen-v-panther-sdkfz171-ausfa>

*“The **Panther** is a German medium tank deployed during World War II on the Eastern and Western Fronts in Europe from mid-1943 to the war's end in 1945. It had the ordnance inventory designation of **Sd.Kfz. 171**. It was designated as the **Panzerkampfwagen V Panther** until 27 February 1944, when Hitler ordered that the Roman numeral "V" be deleted. Contemporary English language reports sometimes refer to it as the **"Mark V"**.*

The Panther was intended to counter the Soviet T-34 and to replace the Panzer III and Panzer IV. Nevertheless, it served alongside the Panzer IV and the heavier Tiger I until the end of the war. It is considered one of the best tanks of World War II for its excellent firepower and protection, although its reliability was less impressive.^[5]

The Panther was a compromise. While having essentially the same engine as the Tiger I, it had more efficient frontal hull armour,^[6] better gun penetration, was lighter and faster, and could traverse rough terrain better than the Tiger I. The trade-off was weaker side armour, which made it vulnerable to flanking fire. The Panther proved to be effective in open country and long range engagements, but did not provide enough high explosive firepower against infantry.^[7]

The Panther was far cheaper to produce than the Tiger I, and only slightly more expensive than the Panzer IV. Key elements of the Panther design, such as its armour, transmission, and final drive, were simplifications made to improve production rates and address raw material shortages. The overall design remained somewhat over-engineered.^{[8][9]} The Panther was rushed into combat at the Battle of Kursk despite numerous unresolved technical problems, leading to high losses due to mechanical failure. Most design flaws were rectified by late 1943 and the spring of 1944, though the bombing of production plants, increasing shortages of high quality alloys for critical

components, shortage of fuel and training space, and the declining quality of crews all impacted the tank's effectiveness.

Though officially classified as a medium tank, its weight is more like that of a heavy tank, as its weight of 44.8 tons puts it roughly in the same category as the American M26 Pershing (41.7 tons), British Churchill (40.7 tons) and the Soviet IS-2 (46 tons) heavy tanks. The tank had a very high power-to-weight ratio however, making it extremely mobile regardless of its tonnage. Its weight still caused logistical problems however, such as an inability to cross certain bridges.”

https://en.wikipedia.org/wiki/Panther_tank

PANTHER

1/35 MILITARY MINIATURE SERIES

Panzer Kampfwagen V
(sd.kfz171) Ausführung A

ITEM 35065



TAMIYA
TAMIYA PLASTIC MODEL CO.
3-7 ONDWARA, SHIZUOKA-CITY, JAPAN



● Interesting Facts about the German Medium Tank "Panther"

Since 1943, during World War II, there appeared an unusually fast tank on the European Front the silhouette among its German Mechanized Division. This was the "Panther" medium tank, with its formidable power of attack and fast maneuverability, that soon became an object of terror to men of the Allied Forces.



Panther Ausf D

If put to a question, "Which was the best German tank during the war?" The majority of the people, without hesitation will answer the name "Panther." It is known that the PZKW-IV and the Tiger-II tanks were also produced by German technology and were both outstanding tanks. But the PZKW-IV was meant to be replaced by the Panther, and the Panther, showing improved attacking and defensive powers and accurate maneuverability on the field, soon became the German's main strength tank.

The Tiger I with its 88mm gun would seem at first to be superior to the Panther's 75 mm gun in attacking power. But when viewed from the point of armor piercing power of the shell, the Panther, with its 70 caliber KWK 42 anti tank gun and sloping side armor proved much stronger in actual fighting than the Tiger I's 56 caliber KWK 36 anti tank gun with vertical side armor.

The Tiger II tank, which should be called the 'improved Panther' was much stronger in attacking and defensive power than the Panther. However, considering the number of Panthers produced and used during this time, the Panther tank was still Number 1.

The main strength German tanks at the start of the war were all unique in the sense that their designs were completely based on German plans and ideas. But the Panther was influenced by the Soviet masterpiece tank T-34 which was seen for the first time on the east European Front.

In the beginning of 1942, in order to fight against the T-34, the German military ordered a new tank from Dymler-Benz and M.A.N. companies with the following specifications: weight-35 tons; speed-60 km/hr; armament-75 mm long gun and armor, 60 mm thick in front hull, 35mm in the rear and 100 mm at the front of gun turret.

Lastly, it was specified that the tank be equipped with a Maibach HL210, water-cooled, V-type 12 cylinder engine. In May of the same year, M.A.N.'s model was chosen without waiting for completion of a proto-type tank. However, there were 2 important modifications. First, in order to meet the military's demand, considerably more than the original 35 ton weight was needed. Second, the military ordered a change in the thickness of the frontal armor from 60mm to 80mm. Because of these changes, the engine type had to be changed from HL210 to HL230. Then, in order to accommodate this engine, a much better gear was needed, but mass production began without this last change, which resulted in frequent gear malfunctions and related troubles. This became the Panther's greatest defect. In the same year, Dymler-Benz and Henschel were ordered to produce the Panther. Therefore, production was greatly increased and a total of 6283 Panther Tanks were produced, second only to P2KW-4 in number.

The first mass produced Panther type D was not equipped with a machine gun but after the experience of close battle. A 7.92 mm MG 34 was added to the Panther's right front hull armament beginning with its type A. The special feature of the Panther was the left and right driving mechanism. This created an interchangeability of movements, using the torsion bar system. By 1944, the Panther was further improved from Type A to Type G with a change in its side shape.



Panther's last model, Ausf G.


The Panther continued its activities against the Allied Forces throughout the latter half of the war. One of the famed battles it waged during this latter period probably is the one against the new Soviet JS II heavy tank on the eastern front.

The Panther at that time, was the main strength tank of the Gross Deutschland, the strongest German Mechanized Division, under the command of General Hasso von Manteuffel. The Panther reportedly destroyed 350 JS II tanks and 20 other armored vehicles in the battle. It was a complete one-sided victory for the Panther and one for the book of military history. The Panther, therefore, was an extremely balanced tactical tank and should be called a masterpiece destined to bear the last glory of German war technology. Its glorious name will forever remain in the records of the 2nd World War.



Decal options

Pz.Kpfw. V Panther Ausf. A

 *Waffen SS (1933-1945)*

Totenkopf (1942-1945), Hohenstaufen (1944), Leibstandarte (1943-1945) 223 (red)

Pz.Kpfw. V Panther Ausf. A

 *Waffen SS (1933-1945)*

3 Pz.Div. (1940-1945), 18 Pz.Div. (1940-1945), 13 Pz.Div. (1940, 1945), 4 Pz.Div. (1940FR)
309 (black)

Pz.Kpfw. V Panther Ausf. A

 *Waffen SS (1933-1945)*

Das Reich (1942), GrossDeutschland (1940-1945), 6 Pz.Div. (1941-1945) 421 (Red)

ZOUKEI-MURA New Release February 2019



Carolina & Company Live

Herb and I were honored to be able to have a segment on Carolina & Company Live March 13th, 2019 promoting Grand Strand Scale Modelers. Carolina & Company Live is broadcast daily at 12 noon Monday through Friday on WPDE ABC 15 in the Myrtle Beach and surrounding areas. Our 3 minutes segment starts at 11:30 minutes into the show.



<https://www.youtube.com/watch?v=jGIFayXwA18&feature=youtu.be>

In reading my emails from the day, I received an email from a modeler in the area who saw the broadcast. I contacted him and he now is a member. So, the show did help recruit.

Phil Cavender

Editor

Modeling Tips



Panzermeister36 - How to Weather DAK Model Tanks

https://www.youtube.com/user/Panzermeister36?fbclid=IwAR2EL_yOEhuHjn28C9612b9GPTU4kxIDLutkaraCbJPWrmRneM1r4nvocNs

USS Yorktown CV-5 (Group Project Build)

Update on USS Yorktown club build:

During our February meeting it was discussed how to assist Jim Fraboni with his 1/48th scale USS Yorktown build. Jim laid out his thoughts and asked if the club, as a group, would like to participate in the monumental challenge of duplicating the fantail section of the USS Yorktown during the Battle of Coral Sea. Jim had already started the hull section and during his presentation he stated his thoughts and plans. A vote was taken and approved by the members to proceed with this project. Jim was elected as Project Coordinator and each of the members would help with the build from scratch building gun stations, fire suppression equipment to planes. A project of this magnitude would not be a short undertaking. We discussed a time-frame of at least 2-3 years in order to have this project completed and ready to enter at a major convention and show.

List of armament used on the USS Yorktown: (For use on Deck 2)

8 x 5-inch /38 (12.7cm Mark 12) caliber Dual-Purpose cannons in single mounts

4 x 1.1-inch /75 caliber anti-aircraft cannons in quad mounts

30 x 20mm Oerlikon anti-aircraft cannons

List of aircraft used on the USS Yorktown: (For use on Flight Deck)

F4F-3 Wildcat

Douglas SBD Dauntless

Douglas TBD Devastator

References:

https://www.militaryfactory.com/ships/detail.asp?ship_id=USS-Yorktown-CV5#armament

http://www.navweaps.com/Weapons/WNUS_5-38_mk12.php

<http://www.navsource.org/archives/02/020542.jpg>

<https://www.wearethemighty.com/heres-a-rundown-of-the-main-weapons-at-the-battle-of-the-coral-sea?rebellitem=2#rebellitem2>


<https://ww2db.com/weapon.php?q=188>



5-inch /38 (12.7cm Mark 12) caliber Dual-Purpose cannons in single mounts



20mm Oerlikon anti-aircraft cannons



1.1-inch /75 caliber anti-aircraft cannons in quad mounts




F4F Wildcat

The Grumman F4F Wildcat walked a long road in becoming one of the most successful naval fighters of all time. At first, the US Navy didn't even want the plane, opting instead to field the Brewster F2A Buffalo. By the time the war started, however, the Wildcat won out. The F4F-3 that fought at the Coral Sea packed four .50-caliber machine guns. 20 F4F-3 s were on *USS Yorktown* (CV 5), and 22 were on *USS Lexington* (CV 2).



Douglas SBD Dauntless

This plane became America's most lethal ship-killer in World War II —and it did so using 1,000-pound bombs. The plane also packed two .50-caliber machine guns in the nose and a twin .30-caliber machine gun mount used by the radioman. That combination proved lethal to a number of Zekes. *USS Yorktown* had 38 on board, *USS Lexington* had 36.



Douglas TBD Devastator

The Douglas TBD Devastator is best known as the plane that was decimated at Midway. It could carry a single Mk 13 torpedo, but also was able to be used as a level bomber. It had a single .30-caliber machine gun in the nose, and was built for a single .30-caliber machine gun to be used by a rear gunner, who doubled as the radioman. *USS Lexington* had 12 planes on board, *USS Yorktown* had 13.

Action Report: USS Yorktown (CV-5)

Captain E. Buckmaster to Admiral Chester A. Nimitz

<https://www.ibiblio.org/hyperwar/USN/ships/logs/CV/cv5-Coral.html>

Support our Vendors

Ed's Hobby



Ed's Hobby Shop
704 Main St, Myrtle Beach, SC
29577
(843) 448-8685

Sunday Closed
Monday – Friday 10AM–6:30PM
Saturday 10AM-4PM

<http://edshobby.com/>



2201 N. Kings Hwy,
North Myrtle Beach, South
Carolina 29582

(843) 712-8594

<http://www.flhobbies.com/>

Sunday 12-8
Monday Closed
Tuesday Closed
Wed-Friday 11AM – 9PM
Saturday 10AM-9PM



Hours

Mon. - Fri.: 10 a.m. - 7 p.m.
Saturday: 10 a.m. - 6 p.m.
Sunday Closed

<http://www.hayeshobby.com/>

Upcoming Events

Rducon 2019, May 4, 2019, 9AM to 5PM
Wake Tech Community College, 9101 Fayetteville Rd., Raleigh, NC



Ron Verburg EVENT COORDINATOR, IPMS Eagle Squadron 919.753.3153
rkverburg@hotmail.com

2019 South Carolina Scale Model Mega Show,
22 June 2019, Bluff Rd Armory, Columbia, SC



 <p>AMPS Central SC Wildcats and IPMS/Mid-Carolina Swamp Fox Modelers present</p> 	 <p>Invites you to...</p> <p>"HIT THE BEACH!"</p> <p>9am – 6pm Saturday, June 22, 2019 SC NG Armory & SC Military Museum 1225 Bluff Road Columbia, SC 29201 I-77, Exit #5</p>										
<p>Doors OPEN at 9 AM</p> <ul style="list-style-type: none"> • Vendor Tables – so you can buy that Elusive Hobby Item • Huge Raffle – take a Chance, win a Prize • Two Independent Model Shows (IPMS & AMPS) • Access to the SC Military Museum • Food Trucks on-site – for when Moonoggle gets the Munchies ("these ain't no C-Rations, troops!") <p><i>You'll have more fun than Gidget on a surfboard!</i></p>											
<p>We're on the web: https://scmegashow.com Contact us: scmegashowinfo@gmail.com 803-665-9263</p>											
 <p>DIRECTIONS:</p> <ul style="list-style-type: none"> • From Charlotte: I-77 South to Exit 5. Continue right on Bluff Road approximately 2.5 miles to the armory. The destination is on the left. • From Charleston: I-26 West to I-77 North. At Exit 5, continue left on Bluff Road approximately 2.5 miles to Armory. The destination is on the left. • From Greenville/Spartanburg: I-26 East to I-77 North. At Exit 5, continue left on Bluff Road approximately 2.5 miles to Armory. Destination is on the left. <p>MEGA-SHOW SCHEDULE (Tentative, see https://scmegashow.com):</p> <table border="1"> <tr> <td>Registration Opens: 9:00 AM</td> <td>Raffle Ticket Sales open: 9:00 AM</td> </tr> <tr> <td>Registration Closes: 12:00 PM</td> <td>Raffle Ticket Sales close: 12:00 PM</td> </tr> <tr> <td>IPMS Judging begins: 12:30 PM</td> <td>First Raffle Draw: 9:30 AM</td> </tr> <tr> <td>AMPS Awards Ceremony: 3:00 PM</td> <td>Last Raffle Draw: 1:00 PM</td> </tr> <tr> <td>IPMS Awards Ceremony: 4:30 PM</td> <td>Raffle Lightning Round: 2:00 PM</td> </tr> </table> <p>MEGA-SHOW FEES:</p> <ul style="list-style-type: none"> • FREE General Admission! • See the MEGA-Show website (https://scmegashow.com) for Contest Registration & Registration Fees, Vendor Table costs, Event & Award Sponsorships, etc. <p>CONTACT INFORMATION:</p> <p>General Information: scmegashowinfo@gmail.com, 803-665-9263 Vendor Information: scmegashowvendors@gmail.com, 803-481-7201 AMPS Contest Information: scmegashowamps@gmail.com, 803-318-1767 IPMS Contest Information: scmegashowipms@gmail.com, 803-665-9263</p>		Registration Opens: 9:00 AM	Raffle Ticket Sales open: 9:00 AM	Registration Closes: 12:00 PM	Raffle Ticket Sales close: 12:00 PM	IPMS Judging begins: 12:30 PM	First Raffle Draw: 9:30 AM	AMPS Awards Ceremony: 3:00 PM	Last Raffle Draw: 1:00 PM	IPMS Awards Ceremony: 4:30 PM	Raffle Lightning Round: 2:00 PM
Registration Opens: 9:00 AM	Raffle Ticket Sales open: 9:00 AM										
Registration Closes: 12:00 PM	Raffle Ticket Sales close: 12:00 PM										
IPMS Judging begins: 12:30 PM	First Raffle Draw: 9:30 AM										
AMPS Awards Ceremony: 3:00 PM	Last Raffle Draw: 1:00 PM										
IPMS Awards Ceremony: 4:30 PM	Raffle Lightning Round: 2:00 PM										

For information on the IPMS contest: scmegashowipms@gmail.com

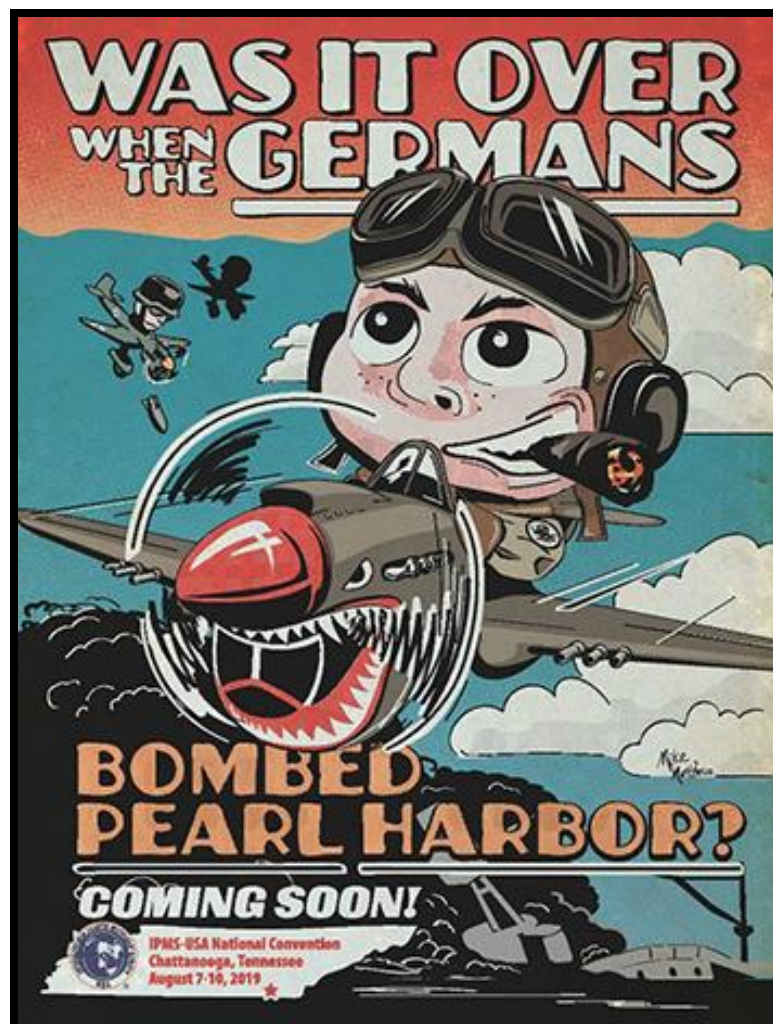


® International Plastic Modelers' Society /

USA

2019 IPMS USA Nationals, August 7-10, 2019, Chattanooga, Tennessee. Hotel rooms can now be reserved! For any questions, please email Mike Moore at mmoore1132@gmail.com.

<http://www.ipmsusanationals.com/>



Was it over when the Germans bombed Pearl Harbor? Find out when you attend the 2019 International Plastic Modelers' Society USA Nationals in Chattanooga Tennessee. The Chattanooga Scale Modelers, along with a number of other regional clubs are putting together a national like no other.

With a focus on model displays, categories such as *Was It Over When the Germans Bombed Pearl Harbor?*, *Farfegnugen*, *The Wreckers Ball*, *Models that everyone owns but no one finishes* (just kidding about that one) and more at a peerless venue with fantastic lighting and acres of space in a beautiful city you are sure to have an unforgettable experience.

Meeting Photos – March 16, 2019

Raffle Items



Won by Dayne Taylor




Won by Phil Cavender




Herb Horvath Panzer II 1/35th



Herb Horvath Panzer II 1/35th




Joe Baxter "Knightrider" with LED Lights (In progress)



Joe Baxter "Knightrider" with LED Lights (In progress)



Phil Cavender M2A1 105mm Howitzer 1/35th



Phil Cavender M2A1 105mm Howitzer 1/35th



Rick Davis "Mule" Diorama 1/35th



Rick Davis "Mule" Diorama 1/35th



"Skip" Schmitt P-51D 1/32nd



"Skip" Schmitt P-51A 1/32nd



"Skip" Schmitt Cutlass 1/48th



Earl Wanklin Spitfire Mk. II



Dayne Taylor Gundam Jager



John Davis 2017 Ford Fusion

If you aren't a member of IPMS/USA, now is the time to join. Complete and mail the following application or to join via online follow the link below.

<http://www.shopipmsusa.org/category-s/100.htm>

Happy modeling,

Phil Cavender

Editor
Chapter President and Contact

IPMS/USA MEMBERSHIP FORM			
IPMS No.:	_____	Name:	_____
	<small>If Renewing</small>	<small>First</small>	<small>Middle</small> <small>Last</small>
Address:	_____		
City:	_____	State:	_____
		Zip:	_____
Phone:	_____	E-mail:	_____
Signature (required by P.O.)	_____		
Type of Membership	<input type="checkbox"/> Adult, 1 Year: \$30 <input type="checkbox"/> Adult, 2 Years: \$58 <input type="checkbox"/> Adult, 3 Years: \$86		
<input type="checkbox"/> Junior (Under 18 Years) \$17	<input type="checkbox"/> Family, 1 Year: \$35 (Adult + \$5, One Set Journals)	How Many Cards? _____	
<input type="checkbox"/> Canada & Mexico: \$35	<input type="checkbox"/> Other / Foreign: \$38 (Surface) Checks must be drawn on a US bank or international money order		
Payment Method:	<input type="checkbox"/> Check <input type="checkbox"/> Money Order <input type="checkbox"/> Credit Card (MC/VISA/DISC)		
Credit Card No:	_____	Expiration Date:	_____
Chapter Affiliation, (if any):	_____		
If Recommended by an IPMS Member, Please List His / Her Name and Member Number:			
Name:	_____	IPMS No.:	_____
IPMS/USA	P.O. Box 56023		
Join or Renew Online at: www.ipmsusa.org	St. Petersburg, FL 33732-6023		

IPMS/USA is dedicated to the hobby (and fun) of Scale Modeling. It was started by Jim Sage, of Dallas, Texas, in 1964. There are now branches of IPMS all over the world. Our Local Regions and Chapters sponsor Model shows and contests every year, but you needn't be a member to visit the shows or attend the club meetings!

With IPMS/USA Membership, you will receive the outstanding **IPMS/USA Journal** six times a year - it includes features on all modeling subjects such as aircraft, armor, automotive, ships, figures - you name it! You will also find listings of IPMS contests, swap meets, hints and tips, and reviews.

Membership also qualifies you to participate in IPMS/USA sanctioned contests, and particularly in our World-famous **National Convention**, held each summer. As a member, you'll also be able to access our online Discussion Board, where a wide variety of modeling topics are discussed, and enjoy interaction with other serious modelers for help with questions about modeling techniques or the Society in general. Many Hobby Shops and Model Vendors around the USA offer discounts to IPMS/USA Members.

Payment Information: Online Payment may be made via Credit Card only.

- [Downloadable IPMS/USA Application Form](#)
- [Downloadable IPMS/USA Application Card](#)

Applications using payment via Check or Money Order should be printed and mailed to:

IPMS/USA
PO Box 56023
St. Petersburg, FL 33732-6023

For any questions or problems with your membership application/renewal, please contact the IPMS/USA Officer Manager at manager@ipmsusa.org



